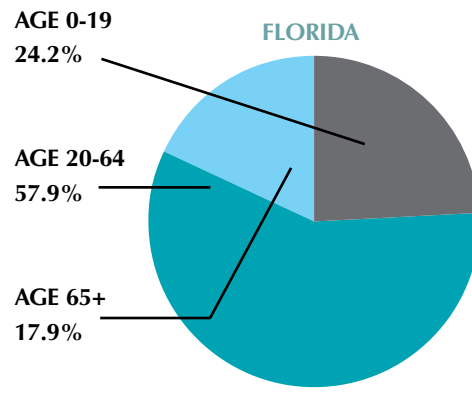
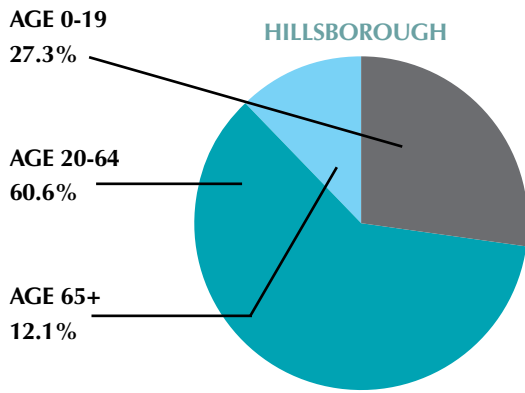


DEMOGRAPHICS¹



	Hillsborough		Florida	
	NUMBER	PERCENT	NUMBER	PERCENT
Total Pop.	1,173,043	—	18,478,309	—
Asian	31,431	2.7	375,256	2.0
Black	190,032	16.2	2,860,188	15.5
White	842,662	71.8	13,993,783	75.7
Other	108,918	9.3	1,249,082	6.8
Hispanic	270,342	23	3,695,954	20
Female	599,276	51.1	9,464,750	51.2
Male	573,767	48.9	9,013,559	48.8
Prison	7,911	-	88,576	-

SOCIOECONOMICS²

	Hillsborough	Florida
Per Capita Income (\$)	27,037	26,399
Median Household Income (\$)	49,590	46,736
Health Care Expenditures per Household (\$)	3,459.06	3,619.25
Percent of persons below 100% of the FPL (%)	13.0	12.8
Percent of persons below 200% of the FPL (%)	32.2	32.7
KidCare Enrollment (#)	12,905	242,184
Unemployment Rate (%)	3.0	4.3
Percent with High School Diplomas (%)	84.1	84.6
Percent with College Diplomas (%)	27.2	25.1
Medicaid Eligible (#)	150,689	2,088,779

MATERNAL AND INFANT HEALTH³

	Hillsborough	Florida
Total Resident Live Birth Rate (per 1,000 population)	14.7	12.6
Percent of Births to Teens (Ages 15-19)	11.5	10.7
Percent of Repeat Births to Teens (Ages 15-19)	16.9	16.0
Low Birthweight Rate (<2500g) (%)	8.9	8.7
Late or No Prenatal Care (%)	3.1	5.1
Infant Death Rate (per 1,000 births)	8.5	7.2
Percent of Kindergardeners Immunized	95.3	94.1

HEALTHCARE ACCESS⁵

	Hillsborough	Florida
Total Licensed Family Physicians (per 100,000)	11.8	17.4
Total Licensed Dentists (per 100,000)	51.0	62.8
Hospital Beds (per 100,000)	311.5	315.6
Nursing Home Beds (per 100,000)	337.2	447.8
Ambulatory Surgery Centers (per 100,000)	1.8	2.1
Assisted Living Facilities (per 100,000)	10.6	13.4
ER Visits (#)	440,301	-
ER Admissions (#)	85,704	-
ER Visits Admitted (%)	19.5	-
ER Admissions as a % of All (%)	53.4	-

FEDERAL DESIGNATIONS⁴

	Designation	Population Affected
Primary Health Professional Shortage Area	Population Group	Low Income Migrant Farm Workers
Dental Health Professional Shortage Area	Population Group	Low Income
Mental Health Professional Shortage Area	Geographic Group	South East Hillsborough
Medically Underserved Area/Population	Population Group	Medically Underserved Pop. – Low Income Migrant Farm Workers

LEADING CAUSES OF DEATH⁶

CAUSE	Hillsborough		Florida	
	NUMBER	CRUDE RATE	AGE-ADJUSTED DEATH RATE	AGE-ADJUSTED DEATH RATE
All Causes	8,944	786.2	812.8	734.4
Heart Disease	2,330	204.8	220.1	194.8
Cancer	2,123	186.6	184.5	173.1
Stroke	481	42.3	47.5	39.6
Diabetes	317	27.9	29.3	21.2
All Unintentional Injuries	533	46.9	46.3	44.2
Chronic Obstructive Pulmonary Disease	568	49.9	47.1	37.9
Motor Vehicle Crashes	227	-	18.6	18.7

UTILIZATION⁷

	Hillsborough	Florida
Hospital Utilization Rate (Acute Care Beds) (per 100,000)	66.1	58.9
Nursing Home Utilization Rate (per 100,000)	90.9	88.2
Total Hospital Admissions (#)	160,644	-

MORBIDITY⁸

	Hillsborough	Florida
Vaccine Preventable Diseases (per 100,000)	5.1	3.3
Tuberculosis Cases Reported (per 100,000)	7.2	5.9
HIV Cases (per 100,000)	30.2	29.4
AIDS Cases (per 100,000)	30	27.2
Gonorrhea Cases (per 100,000)	123.2	116.1
Chlamydia Cases (per 100,000)	292.3	249.4
Infectious Syphilis Cases (per 100,000)	4.5	4.0

NOTES Socioeconomics: FPL: Federal Poverty Level. **Maternal and Infant Health:** Total Resident Live Births is per 1,000 total population. Low birthweight rate is per 1,000 live births. **Healthcare Access:** ER: Emergency room. ER Admissions as a % of all is the percentage of total hospital admissions in the county that were admitted through the ER. **Leading Causes of Death:** COPD: Chronic Obstructive Pulmonary Disease. Crude rates and age-adjusted death rates are based on 3 year averages for 2003-2005. Rates are per 100,000 population. Utilization: Rates per 100,000 population. Hospital utilization rate is based on acute care beds.

SOURCES 1. ESRI Business Solutions Population Data, 2007; Florida Department of Corrections, 2006. 2. ESRI Business Solutions Population Data, 2007; U.S. Census Bureau Ratio of Income to Poverty, 2000; American Community Survey, Individual Poverty, 2006; U.S. Census Bureau American Community Survey, 2006; Florida KidCare County Enrollment Report from Florida Healthy Kids Corporation, April 2007; Florida Research and Economic Database, 2007; U.S. Census Bureau American Community Survey, 2006; Agency for Health Care Administration (AHCA), Medicaid Program Analysis, March 2007. 3. Florida Department of Health, CHARTS, 2006. 4. U.S. Department of Health and Human Services, Health Professional Shortage Area (HPSA) database, 2007. 5. Florida Department of Health, CHARTS, FY 2006-07; AHCA Licensed Facilities, 2007; AHCA Annual Hospital Utilization Report, 2006. 6. Florida Department of Health, CHARTS, 2005. 7. Health Council of West Central Florida/ Suncoast Health Council District Utilization Report, 2006. 8. Florida Department of Health, CHARTS 2006.



9600 Koger Boulevard Suite 221
 St. Petersburg, Florida 33702
 727-217-7070
 727-570-3033 (Fax)
 www.healthcouncils.org

Health Council of West Central Florida Service Area

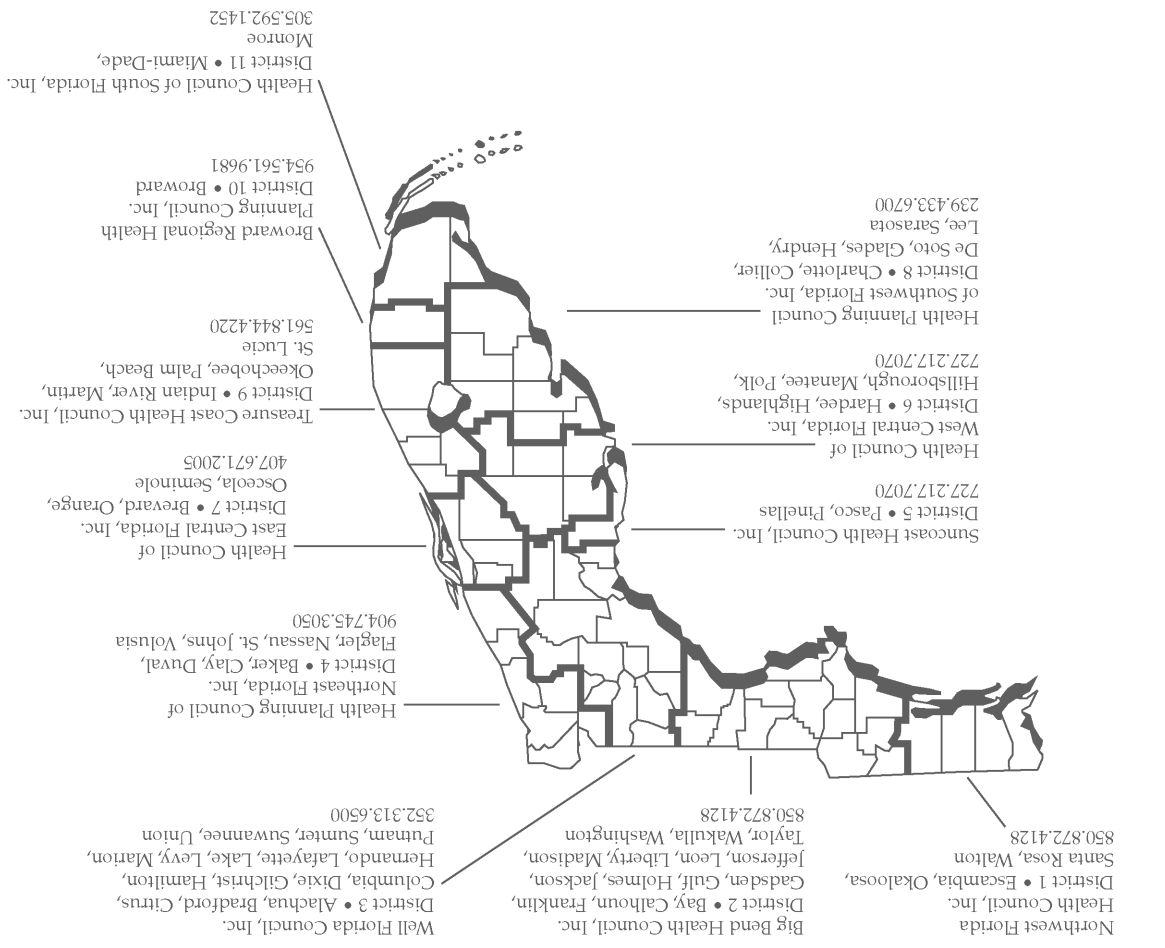
Health Council of West Central Florida partners with and provides services to government agencies, community-based organizations, healthcare facilities, health care consumers, and health advocacy groups through contracts and grants.

SERVICES:

Survey Design and Implementation
Needs Assessment, including Gap Analysis
Strategic Planning- Mission, Vision, SWOT Analysis
Health Policy Analysis
Community Education
Grant Writing
Program Design, Implementation and Evaluation
Facilitative Leadership for Community Groups
Fiscal Management and Program Administration
(TPA Services)

(WCF) HEALTH COUNCIL PARTNERS

Allegheny Franciscan Ministries
Florida Department of Health
Highlands County Health Department
Hillsborough County Government
Polk County Government
Polk Health Care Alliance
Susan G. Komen Foundation, Suncoast Affiliate
Tampa Bay Healthcare Collaborative
West Central Florida Ryan White Care Council



The Health Council brings in millions of dollars for care to local residents. Our programs serve thousands of people through planning, education, and community projects. Partner with the Health Council and together, we can make health care better in our community. Find out more about The Health Councils by visiting www.healthcouncils.org



COUNTY HEALTH PROFILE

HILLSBOROUGH COUNTY



9600 Koger Boulevard Suite 221
St. Petersburg, Florida 33702
727-217-7070
727-570-3033 (Fax)
www.healthcouncils.org

2007

